



## VACCINATION VERIFICATION PROGRAM GUIDE

The following steps will walk you through the process of uploading your vaccination status information. If you have an exemption or have any questions or concerns, please email [covid19@stmu.ca](mailto:covid19@stmu.ca)

**STEP 1** Open St. Mary's Safe using this link below or use the St. Mary's Safe App:

**STEP 2** Select the appropriate registration type to log in or register. All STMU student, faculty and staff please use St Mary's Credentials (SSO).

### Vaccine and Rapid Test Verification

The Vaccine Verification module allows St. Mary's University to verify vaccination status, to safely allow you access to St. Mary's University facilities.

Please note: You only need to use this feature if you intend to come to campus.

Login as a student or staff member or register for a guest account to get started! Note: Students and staff must login with their St. Mary's credentials for their results to be valid.

Log In with St. Mary's Credentials (SSO)

Log In as Guest

Register as a Guest

Reset Guest Password

#### Data Usage and Privacy

St. Mary's University has taken a number of steps to provide transparency with regard to the data you submit through this app. Tap the button below to learn about how the this module works, how your data is stored, and who can access this data.

**STEP 3** After successfully creating your account, select the type of information you would like upload.

#### Vaccine and Rapid Test Verification

The Vaccine and Rapid Test Verification module allows St. Mary's University to verify your vaccination status and safely allow you access to campus.

Tap to start.

Start Vaccine Verification Application

#### Rapid Testing

Please use the button below to submit your rapid testing results from within the last 72 hours.

Submit Rapid Testing Results

#### If You Want an Exemption

Exemption Requests are to be handled through emailing [covid19@stmu.ca](mailto:covid19@stmu.ca). Until exemptions are accepted or denied proof of rapid test results are required.

#### View Your Status

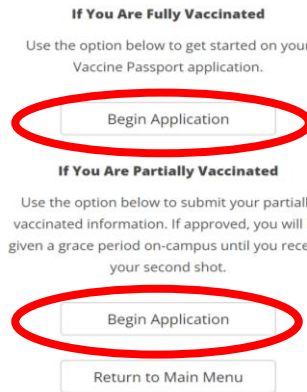
Review the status of your Vaccine and Rapid Test Verification

View Status

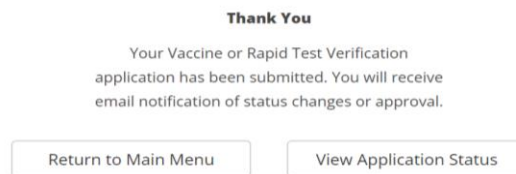
Please log out once you're done.

Log Out

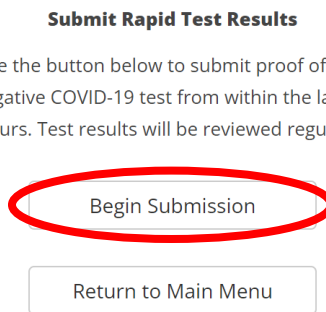
**STEP 4 - For Vaccinated Individuals (unvaccinated see STEP 5)** please follow this route. After clicking “Begin Application” button you will confirm your details and then your vaccine details. After submitting your form, you will receive a confirmation of submission via email. You will receive a second email either approving, denying or looking for more information.



Once you have successfully entered your information, and submitted your form, you will see the following message. You will then receive a confirmation of submission via email, and a second email either approving, denying or looking for more information.



**STEP 5 - For Unvaccinated Individuals** please follow this route. After clicking “Begin Application” button you will confirm your rapid test result details.



**STEP 6** Click on “Continue” and submit and upload your information. After submitting your form, you will receive a confirmation of submission via email. You will receive a second email either approving, denying or looking for more information.

**I have a Negative COVID-19 Rapid Test  
Result**

If you have a negative rapid test, meaning you  
DO NOT have COVID-19, please use the  
"Continue" button below.

**Cancel**

Press the button below to cancel.

---