




WHO WE ARE

IPSESA's work in both of its programs IPSE and GSS is to support the inclusion of individuals with cognitive disabilities into the community, opening and maintaining opportunities for them to belong and participate.

Part of our role includes to bring more understanding of the challenges that a person with disabilities experiences and to assist those open to inclusiveness with the challenges they will also experience when working, studying, or socializing with the individuals we support.

OUR GOALS

Our goals are to increase inclusivity for, and support those with disabilities, and to support those who share our goal of increased inclusion.



CONTACT US


Zulema Sanchez
Educational Facilitator

The Integrated Post-Secondary
Education Society of Alberta
Inclusive Education and Employment

St. Mary's University M201
P: (403) 971-7756
Email: zulema.sanchez@ucalgary.ca



INTEGRATED POST-
SECONDARY EDUCATION
SOCIETY OF ALBERTA AT
ST. MARY'S UNIVERSITY




Supporting the inclusion of individuals with cognitive disabilities into the community; opening and maintaining opportunities for them to belong and participate.

WHAT WE DO

We can assist classmates, employers, co-workers, and people in the community at large to better understand these challenges. We can provide strategies that will help to have a friendlier environment for our individuals to succeed and make inclusion easier and more comfortable for all.

We can assist by bringing some awareness to the different issues that are part of people living with disabilities, for example, understanding visible and invisible disabilities and how these conditions change the form we interact and set expectations, understanding communication barriers and their impact on socialization, understanding the diversity of cognitive disabilities and how every one of our individuals has different needs and skills and how this can affect everyone around.



OUR INDIVIDUALS HAVE A VARIETY OF CONDITIONS AND THEY COME WITH DIFFERENT LEVELS OF SKILLS AND BARRIERS.

THIS CAN AFFECT THEIR ABILITIES TO FUNCTION, PARTICIPATE AND ADAPT.

WE UNDERSTAND THAT SOMETIMES YOU CAN ALSO BENEFIT FROM SOME OF OUR ASSISTANCE TO NAVIGATE CHALLENGES.

Note: If you are receiving this is because a student of the **Inclusive Post Secondary Education Program** in campus will be participating in your class, for respect to their right to privacy we will not disclose his or her name, but if you think you need support, please connect with us. Your privacy will be respected as well, and you can expect confidentiality.



CONNECT WITH US

We are very grateful and highly value everyone's interest in talking and learning about the inclusion of the people we assist.

We have a contact in campus for you to reach out if you want to learn more, or if you are experiencing challenges with our individuals in campus.

Please do not hesitate to reach out, we will be happy to hear from you.

Please see the contact card information and feel free to email or text; we will connect with you shortly.

MORE ABOUT OUR SERVICES

Please contact Zulema Sanchez for more information at IPSESA at St. Mary's University Campus. For further information about IPSESA, please visit: ipsesocietyofalberta.com

